



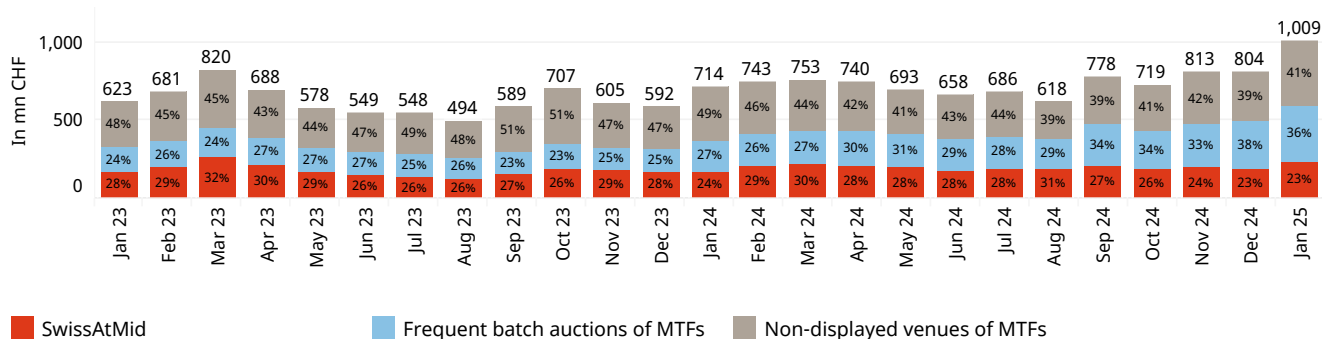
SwissAtMid

Monthly Execution Report, January 2025

Overview

Average daily turnover on non-displayed and periodic auction venues

Turnover in SwissAtMid in January: CHF 4,859.99 mn



Data source: BMLL and SIX

Venue coverage: Aquis, Cboe BXE, Cboe CXE, Cboe UK LIS, Instinet Blockmatch, Liquidnet, Sigma X MTF, SwissAtMid, Turquoise, UBS MTF and Virtu Posit

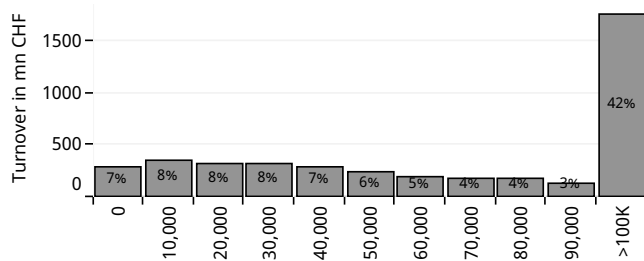
Price improvement

Price improvement in January: **CHF 1,755,095**

Price improvement YTD: **CHF 1,755,095**

Segment	Turnover in mn CHF	YTD turnover mn CHF	Price improvement in CHF	YTD price improvement in CHF	Price improvement in bps	YTD price improvement in bps
Blue Chip Shares	4,231.8	4,231.8	1,056,043	1,056,043	2.50	2.50
Mid & Small Cap Shares	628.2	628.2	699,053	699,053	11.13	11.13

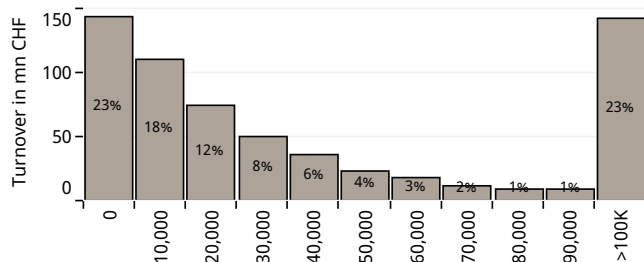
Turnover distribution in Blue Chip Shares by trade size bucket



Top 5 Mid & Small Cap Shares traded in SwissAtMid

Instrument	Turnover in mn CHF
Galderma Group N (GALD)	71.5
BELIMO N (BEAN)	41.2
TECAN GROUP AG N (TECN)	29.6
BARRY CALLEBAUT N (BARN)	27.6
SUNRISE N (SUNN)	21.6

Turnover distribution in Mid & Small Cap Shares by trade size bucket



Top 5 Blue Chip Shares with highest share of turnover in SwissAtMid

Instrument	Date	Turnover in mn CHF on date	Share of order book turnover CHF
SGS N (SGSN)	28. Jan 2025	16.4	29.9%
VAT GROUP N (VACN)	17. Jan 2025	7.8	26.9%
SANDOZ GROUP N (..)	21. Jan 2025	10.8	25.4%
HOLCIM N (HOLN)	9. Jan 2025	14.2	25.4%
SWISS LIFE HOLDIN..	28. Jan 2025	14.4	23.5%

Top 5 Blue Chip Shares traded in SwissAtMid

Instrument	Turnover in mn CHF
NESTLE N (NESN)	491.3
RICHEMONT N (CFR)	444.3
ROCHE GS (ROG)	425.2
NOVARTIS N (NOVN)	379.1
UBS GROUP N (UBSG)	316.5

Top 5 Mid & Small Cap Shares with highest share of turnover in SwissAtMid

Instrument	Date	Turnover in mn CHF on date	Share of order book turnover CHF
ADVAL TECH N (ADV..)	28. Jan 2025	0.0	96.8%
KLINGELNBERG N (K..)	28. Jan 2025	0.0	89.2%
PLAZZA N (PLAN)	17. Jan 2025	0.2	84.1%
SF Urban Properties ..	13. Jan 2025	0.1	92.7%
VETROPACK N (VETN)	22. Jan 2025	0.3	73.2%



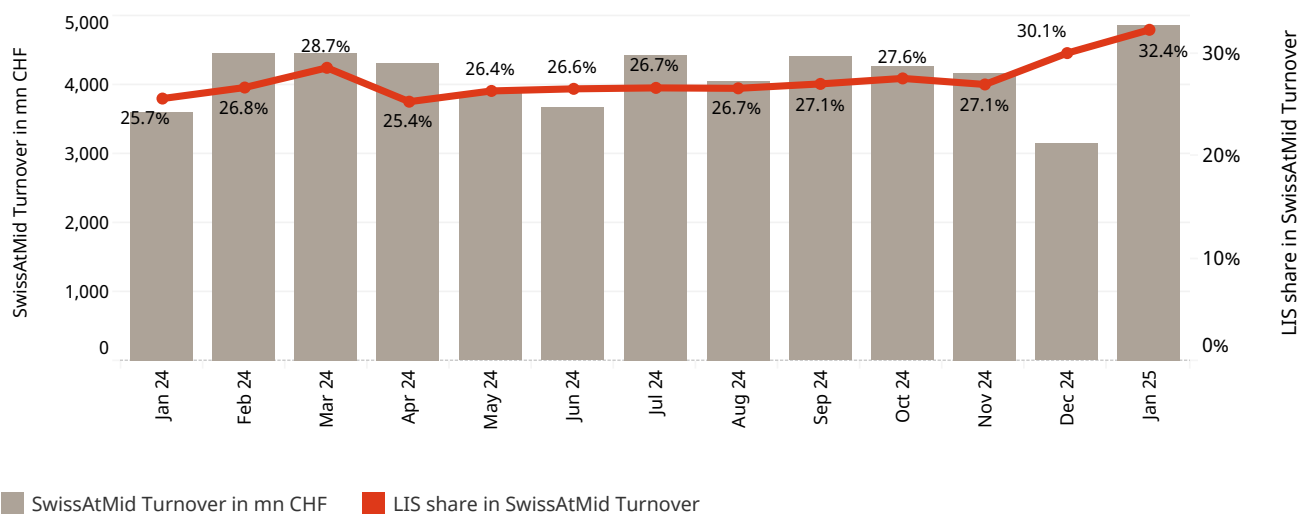
SwissAtMid

Monthly Execution Report, January 2025

Large-In-Scale (LIS) activity

The Large in Scale (LIS) threshold values are calculated by SIX Swiss Exchange based on the ESMA Methodology. The values are disseminated over the Reference Data Interface (RDI) and can be accessed on the [SIX Swiss Exchange Member Section](#). In this report, the prevailing LIS thresholds are used for the full historical sample.

Share of SwissAtMid turnover from LIS orders Turnover from LIS orders in SwissAtMid in January: CHF 1,575 mn



Turnover from LIS orders across LIS buckets of securities

	Minimum Size of LIS in EUR									
	15,000	30,000	60,000	100,000	200,000	300,000	400,000	500,000	650,000	
LIS order turnover CHF	4,327,649	1,918,025	5,329,170	1,452,481	28,668,143	126,862,921	67,989,171	279,323,090	891,422,061	
Number of trades	335	154	436	158	1,143	2,129	882	2,943	5,489	

Top 5 Blue Chip Shares with highest turnover from LIS orders in SwissAtMid

Instrument	Number of trades	Turnover in mn CHF
NESTLE N (NESN)	1,211	166.0
ROCHE GS (ROG)	607	144.4
RICHEMONT N (CFR)	1,225	139.6
UBS GROUP N (UBS..)	569	135.7
NOVARTIS N (NOVN)	902	120.4

Top 5 trades in Blue Chip Shares by trade size

Date / time	Instrument	Trade size in CHF	Price improvement in CHF
09.01.25 09:32:58	NOVARTIS N (N..)	18,261,000	1,000
09.01.25 09:24:41	ROCHE GS (ROG)	16,624,551	3,086
09.01.25 09:31:48	NOVARTIS N (N..)	13,139,102	720
16.01.25 09:21:17	RICHEMONT N (..)	8,652,248	4,056
30.01.25 09:23:28	ABB LTD N (ABB..)	8,164,610	3,095

Top 5 Mid & Small Cap Shares with highest turnover from LIS orders in SwissAtMid

Instrument	Number of trades	Turnover in mn CHF
Galderma Group N (GALD)	1,475	62
SUNRISE N (SUNN)	657	19
BELIMO N (BEAN)	291	17
TECAN GROUP AG N (TECN)	120	16
BARRY CALLEBAUT N (BARN)	67	5

Top 5 trades in Mid & Small Cap Shares by trade size

Date / time	Instrument	Trade size in CHF	Price improvement in CHF
16.01.25 10:54:58	Galderma Group..	6,317,536	4,058
07.01.25 13:32:56	Galderma Group..	2,092,800	800
15.01.25 15:01:44	TECAN GROUP A..	1,905,446	2,526
07.01.25 12:38:37	Galderma Group..	1,780,630	341
22.01.25 14:02:26	Galderma Group..	1,601,093	733