



SIX SWISS EXCHANGE

## Fixed Income Market Report

March 2025

### Trading Turnover Bonds-CHF

Trading Book	Trading Month	Number of Trades	Market Turnover mnCHF
Off Book	March 2024	8,617	7,086
	March 2025	10,086	10,074
On Book	March 2024	20,125	971
	March 2025	19,610	1,035

### On Book Trading Turnover by Maturity

Remaining Maturity	Market Turnover mnCHF
<5 years	615
5-10 years	326
>10 years	94

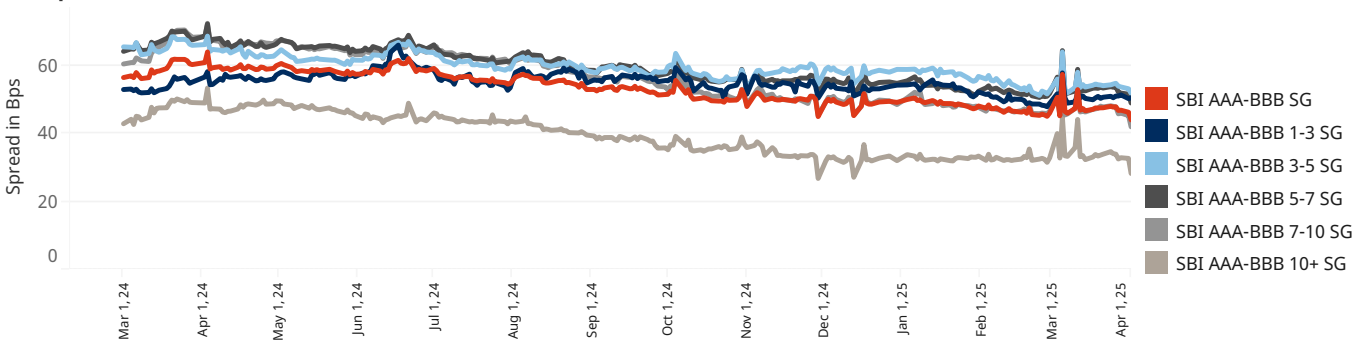
### Top 5 Most On Book Traded ISINs

ISIN	Issuer Name	Issuing Amount mnCHF	Trading Currency	First Listed Date	Maturity Date	Market Turnover mnCHF
CH0015803239	Schweizerische Eidgenossenschaft	4,703.86	CHF	28.03.2003	08.04.2033	28.64
CH0184249990	Schweizerische Eidgenossenschaft	3,760.65	CHF	11.07.2013	24.07.2025	15.60
CH0481013784	Julius Bär Gruppe AG	350.00	CHF	21.06.2019	31.12.9999	6.82
CH0224397346	Schweizerische Eidgenossenschaft	4,992.38	CHF	09.06.2016	22.06.2029	6.49
CH0440081393	Schweizerische Eidgenossenschaft	3,687.16	CHF	13.06.2019	26.06.2034	5.96

### Top 5 Most Recent Green Bond Listings

ISIN	Issuer Name	First Listed Date	Maturity Date	Issuing Amount mnCHF	Trading Currency
CH1418473448	Republic of Austria	24.02.2025	26.02.2035	350.00	CHF
CH1414003405	Kraftwerke Oberhasli AG	19.02.2025	21.02.2034	150.00	CHF
CH1376931601	Transpower New Zealand Limited	31.01.2025	04.02.2030	120.00	CHF
CH1376931619	Transpower New Zealand Limited	31.01.2025	04.02.2033	130.00	CHF
CH1405472056	Mobimo Holding AG	27.01.2025	28.03.2031	120.00	CHF

### SBI Spread Indices (Swiss Bond Indices vs. Government Bond)



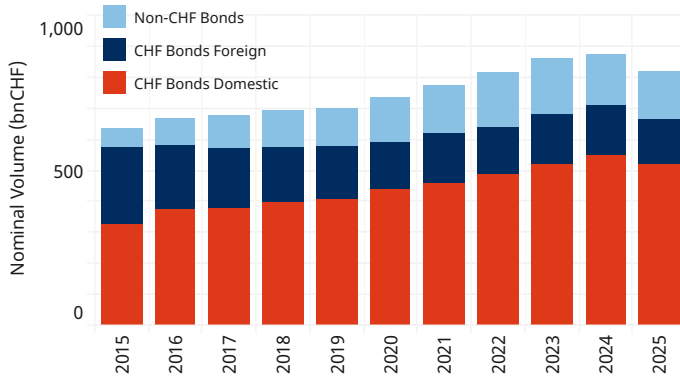
### Listing (\*Incl. initial and follow-on issuances)

Listed Volume (mnCHF)	Mar 2025	Mar 2024	%diff. Mon.	YTD 2025	YTD 2024	%diff. Year
Bonds - CHF	10,988	7,431	47.86%	28,103	24,121	16.50%
Bonds - Non CHF	2,607	977	166.75%	9,963	7,069	40.94%
<b>Gesamtsumme</b>	<b>13,594</b>	<b>8,408</b>	<b>61.68%</b>	<b>38,066</b>	<b>31,190</b>	<b>22.04%</b>

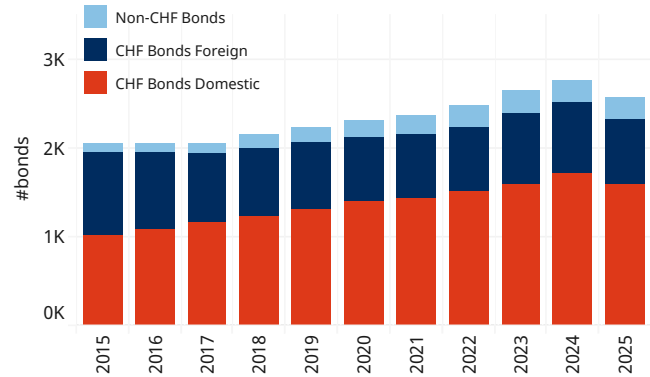
Number of Listings	Mar 2025	Mar 2024	%diff. Mon.	YTD 2025	YTD 2024	%diff. Year
Bonds - CHF	59	34	73.53%	143	94	52.13%
Bonds - Non CHF	8	2	300.00%	17	8	112.50%
<b>Gesamtsumme</b>	<b>67</b>	<b>36</b>	<b>86.11%</b>	<b>160</b>	<b>102</b>	<b>56.86%</b>



### Nominal Volume of Outstanding SIX Listed Bonds

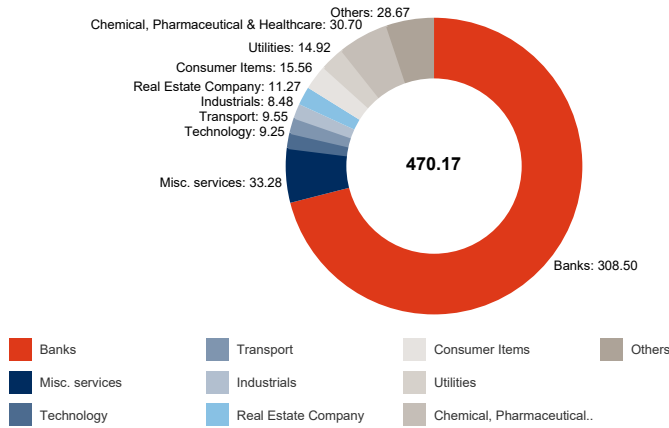


### Number of Outstanding SIX Listed Bonds

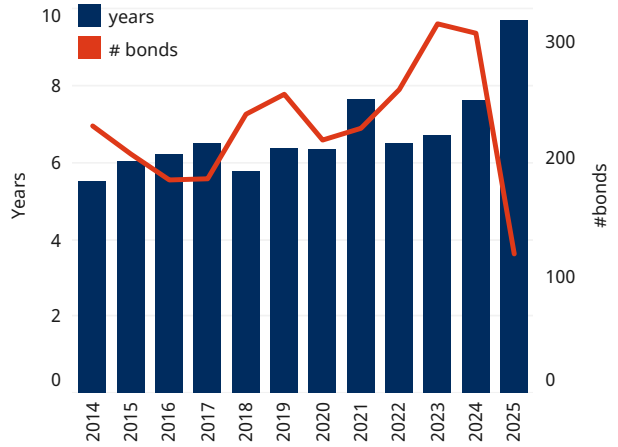


### Outstanding Nominal of Corporate Bonds in bnCHF by Sector

(\*Pfandbriefe are not classified as Corporate Bonds)



### Average Maturity of Corporate Bond Issuances by Year



### Maturing Corporate Bonds (2024-2026)

